


HD SL-B series

Pixel Pitch: P1.25/1.53/1.66/1.86/2/2.5mm

- ✓ **Strong stability:** Use high-quality components and sophisticated processing technology to ensure high quality.
- ✓ **High gray:** Perfect gray scale performance when brightness down to 20%.
- ✓ **High contrast:** high-quality black LEDs make the image clear and sharp.
- ✓ **Super wide viewing angle with exquisite image:** the view angle is up to 160°/160°
- ✓ **High refresh rate:** No stripes for HD camera shooting




Product details & specifications

Front maintenance



Optimized reliability




Multiple Installation Ways



Attached on walls




Embedded installation



Hang up



Floor mounted



Curve shape

	P0.78	P0.93	P1.25	P1.56	P1.875	P2.5
LED Type	COB	COB	SMD1010	SMD1010/1212	SMD1010/1515	SMD1515
Physical density (Dot/sqm)	1638400	1137778	640000	409600	284444	160000
Module resolution	192X216	160X180	240X195	192X108	160X90	60X135
Module size (mm)	150X168.75	150X168.75	150X168.75	150X168.75	150X168.75	150X337.5
Panel Dimension (WxHxD/ mm)	600X3375X27.5	600X3375X27.5	600X3375X27.5	600X3375X27.5	600X3375X27.5	600X3375X27.5
Panel Resolution	768X432	640X360	480X270	384X216	320X180	240X135
Module QTY(WxH)	4X2	4X2	2X2	2X2	2X2	4X1
Drive mode	1/64 scan	1/60 scan	1/45 scan	1/48 scan	1/45 scan	1/30 scan
Panel weight(kg)	4.5					
Maintenance Mode	Front maintenance					
Cabinet Material	Die-casting aluminum					
Brightness(Nits)	600nits					
Viewing angle(V/H)	170°/170°					
Brightness/Color uniformity	≥99.8%					
Contrast ratio	10000:1					
Grey level	16bit					
Refresh rate(Hz)	>3840Hz					
Max. power consumption (W/sqm)	350W					
Avg. power consumption (W/sqm)	100W					
Protection level	IP31					
Power Input	AC90-264V/47-63Hz					
Working temperature/ humidity(°C/RH)	-20~60°C/10%~85%					